


New Connection Wizard

Network Connection Type
What do you want to do?



- ☐ **Connect to the Internet**
Connect to the Internet so you can browse the Web and read email.
- ☒ **Connect to the network at my workplace**
Connect to a business network (using dial-up or VPN) so you can work from home, a field office, or another location.
- ☐ **Set up a home or small office network**
Connect to an existing home or small office network or set up a new one.
- ☐ **Set up an advanced connection**
Connect directly to another computer using your serial, parallel, or infrared port, or set up this computer so that other computers can connect to it.

< Back Next > Cancel

New Connection Wizard

Network Connection
How do you want to connect to the network at your workplace?




Create the following connection:

- ☐ **Dial-up connection**
Connect using a modem and a regular phone line or an Integrated Services Digital Network (ISDN) phone line.
- ☒ **Virtual Private Network connection**
Connect to the network using a virtual private network (VPN) connection over the Internet.

< Back Next > Cancel

New Connection Wizard

Connection Name
Specify a name for this connection to your workplace.



Type a name for this connection in the following box.

Company Name

PJWSTK

For example, you could type the name of your workplace or the name of a server you will connect to.

< Back Next > Cancel

New Connection Wizard

Public Network
Windows can make sure the public network is connected first.



Windows can automatically dial the initial connection to the Internet or other public network, before establishing the virtual connection.


☒ Do not dial the initial connection.

☐ Automatically dial this initial connection:

< Back Next > Cancel

New Connection Wizard

VPN Server Selection
What is the name or address of the VPN server?



Type the host name or Internet Protocol (IP) address of the computer to which you are connecting.


Host name or IP address (for example, microsoft.com or 157.54.0.1):

vpn.pjwstk.edu.pl

< Back Next > Cancel

New Connection Wizard

Smart Cards
You can use your smart card with this connection.



You can configure this connection to use your smart card to log you into the remote network. Select whether to use your smart card with this connection.

☐ Use my smart card

☒ Do not use my smart card

< Back Next > Cancel

